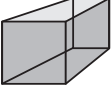
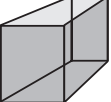
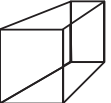
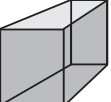
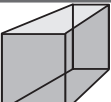
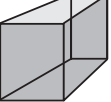

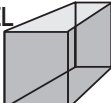
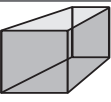
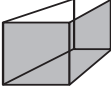

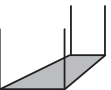



## Container Specification

Type of container	Interior Dimension (mm)	Door Opening (mm)	Load Capacity (m <sup>3</sup> )	Cargo Loadable (m <sup>3</sup> )	Max Payload (Kg)	Container Weight (Kg)	Max Gross (Kg)
20 FT DRY CONTAINER 	L: 5,897 W: 2,348 H: 2,385	W: 2,337 H: 2,272	33,0		28,190	2,290	30,480
40 FT DRY CONTAINER 	L: 12,301 W: 2,348 H: 2,385	W: 2,337 H: 2,272	67,4		26,710	3,770	30,480
40 FT ALUM. DRY CONTAINER 	L: 12,057 W: 2,344 H: 2,382	W: 2,337 H: 2,280	67,3		27,530	2,950	30,480
40 FT H.C. DRY CONTAINER 	L: 12,031 W: 2,348 H: 2,690	W: 2,337 H: 2,577	76,0		26,490	3,990	30,480
45 FT H/C DRY CONTAINER 	L: 13,555 W: 2,348 H: 2,690	W: 2,337 H: 2,577	85,6		25,600	4,880	30,480
40 FT ALUM. REFEER CONTAINER 	L: 11,556 W: 2,290 H: 2,238	W: 2,290 H: 2,204	59,2	55,3	27,960	4,520	32,480
40 FT H/C ALUM. REFEER CONTAINER 	L: 11,585 W: 2,290 H: 2,527	W: 2,290 H: 2,491	67,0	64,3	28,340	4,160	32,500
40 FT H/C STEEL REFEER CONTAINER 	L: 11,583 W: 2,290 H: 2,538	W: 2,290 H: 2,508	67,3	63,3	27,700	4,800	32,500
20 FT STEEL REFEER CONTAINER 	L: 5,455 W: 2,290 H: 2,262	W: 2,290 H: 2,227	28,3	26,4	21,040	2,960	24,000
20 FT OPEN TOP CONTAINER 	L: 5,898 W: 2,346 H: 2,354	W: 2,338 H: 2,244	32,6		21,550	2,450	24,000
40 FT OPEN TOP CONTAINER 	L: 12,022 W: 2,346 H: 2,381	W: 2,337 H: 2,244	66,4		26,460	4,020	30,480
20 FT FLAT RACK CONTAINER 	L: 5,958 W: 2,018 H: 2,077		25,0		27,760	2,720	34,00
40 FT FLAT RACK CONTAINER 	L: 11,986 W: 2,236 H: 1,968		52,7		39,020	5,980	45,000

We study, organize and choose the most suitable method of transport on your behalf, offering you always an outstanding service at a very fair rate. - Above all "JUST IN TIME!"  
Shipments are directly handled, thanks to a worldwide network of commercial partners in loco and supported by

- Our experience & professionalism
- Our great flexibility & "Know How"
- Our constant monitoring of all Shipments



**FCL:** Full Container Loads (box, open top, high cube, platform, flat racks, reefer boxes) worldwide.

**LCL:** less than container load shipments, with weekly departures, from our CFS Milano to: Australia, New Zealand, Brasil and the United States of America

**Conventional** shipments for all worldwide destinations

BIG ENOUGH TO HANDLE SMALL ENOUGH TO CARE

